



All Appliances

*Returned to your office
in 7 Business Days...*

Guaranteed!



Client Benefits

Start here to see why

Accutech should be your
first choice for a laboratory!

CERTIFIED
DENTAL
LABORATORY



Free Shipping Both Ways

Accutech pays all shipping to and from our laboratory and there is no minimum of cases per box. This can save an office thousands of dollars annually!

Guaranteed On Time Delivery

By using Accutech's Turnaround Time, all products are guaranteed to be delivered, On Time Every Time or they're free!

Quick Turnaround Time

All appliances returned to your office in 7 business days....Guaranteed!

Discounts

Many clients take advantage of Accutech's weekly credit card program that provides a 1.5 % discount per invoice. Clients can also use Visa/MasterCard/Discover monthly for convenience paying while saving postage! They may also earn cash back and/or air miles from credit card vendors by using either of the payment options.

Free Retainer Case with ALL Removable Appliances

Accutech provides a Free "Retainer Container" with all removable appliances. Patients get to select their favorite from the eight brilliant colors we offer.

No Hassles on Remakes

For whatever reason, remakes do happen! If and when they do occur, Accutech has a unique approach. We do not penalize everyone for a few remakes. All remakes are FREE, no questions asked. We monitor each client monthly and individualize accordingly.

No Rush Charges

Accutech understands and acknowledges that sometimes a case just has to be back sooner! We take the same approach as above; we do not charge extra for a few rush cases, our response is, "Yes we can, no problem".

Case by Case Feedback Opportunity

A "Customer Care Card" comes with every case, packaged with the red and white invoice. It has two parts: The left part serves as patient identification for that particular case. The right part is the actual Customer Care Card. It is a great communication tool designed to help us serve our clients better.

24-7 Email Contact a Manager

We know our client's TIME is valuable! They can contact us 24 hours a day, 7 days a week. Both of our lab managers have e-mail in place so clients can communicate with Accutech from the comfort of their home or office & at a time that is convenient for them.

Free Shipping to and from Your Office

1.800.734.7855

accutechortho.com



Visit our web site to see a short video on how we can remove brackets digitally so you can debond and place your retainers all in one appointment

accutechortho.com



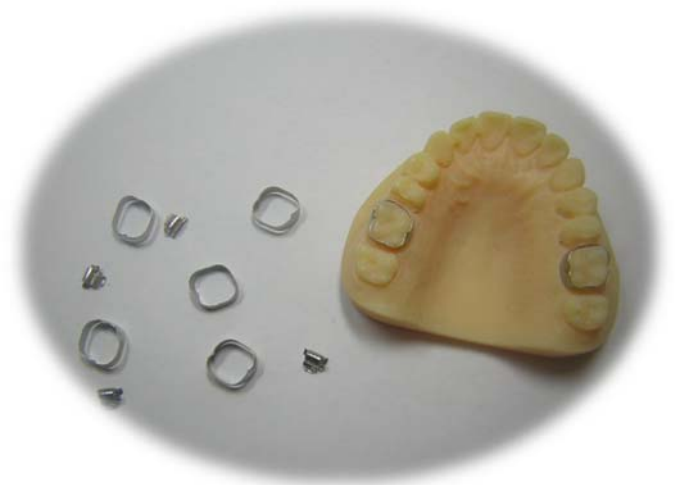
Safely upload your digital files through your intraoral scanner or via our website or email to
login@accutechortho.com

Digital Band Fitting Options

Option 1

1-Scan your patients arch without bands on teeth and submit STL files to Accutech.

2-We supply and fit bands to your printed model according to your preferences.



Option 2

1-Prefit bands on patients arch.

2-Remove bands from patients teeth.

3-Scan your patients arch without bands on teeth and submit STL files to Accutech.

4-SHIP bands to Accutech and we will match up and fit your bands to patients printed model

Option 3

Do not use bands at all! Use a bonded RPE appliance. See next page for details.

1-Scan your patients arch without bands on teeth and submit STL files to Accutech.

7 Business days Turn-Around Time

1.800.734.7855

accutechortho.com

DeLuke Contoured Expander

A Faster, Simpler, more Comfortable Alternative to Conventional Expanders

Other “acrylic bonded” expander installation involves tedious and uncomfortable isolation, etching and sealing steps for anchor teeth. During treatment the gingiva will typically become unacceptably inflamed, and removal of this type of expander is extremely painful.

The DCE installs in minutes, requires no teeth preparation, and can be installed in all patients – even those with short, tapering clinical crowns. Root parallel sutural expansion is optimized because of the maximum anchorage achieved from the “cementation caps.” The DCE is comfortable to wear and allows for maintenance of healthy gingival throughout treatment. And the best part, **REMOVAL!** Read on to discover just how easy.

Eliminate RPE Band Fitting Issues

- **No Bands**
- **No Spacers**
- **Easy Insertion**
- **Easy removal**

Frequently Asked Questions

How quickly can the DCE be inserted?

An assistant can cement the DCE on patients in less than five minutes.

What kind of adhesive-sealant systems can be used?

A variety of adhesives have been tested. The cementation reliability and simplicity of the DCE techniques has been found to be dependent on the use of **Fuji Ortho Selfcure modified glass ionomer cement.**

How is the DCE removed? (EASY!)

An assistant can simply and easily remove the DCE using #ODG-426 Hamilton Acrylic Debonding Plier by Dentsply.

Is the DCE comfortable for patients?

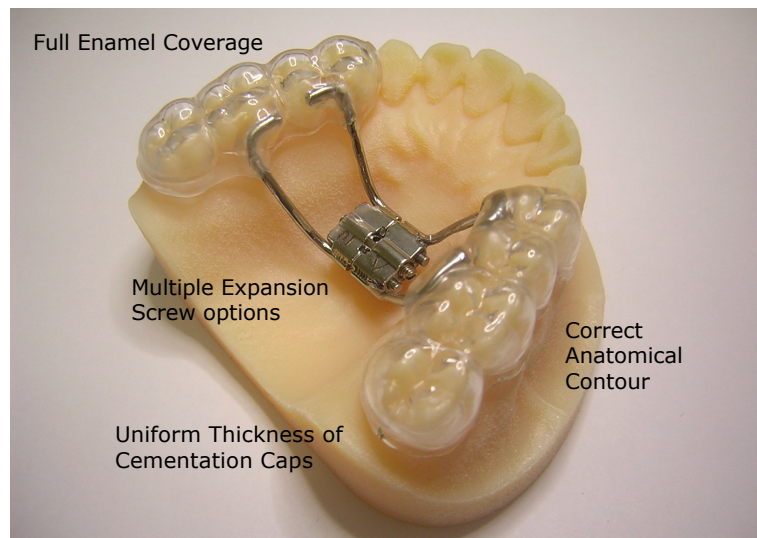
Uniform thickness cementation caps minimally alter the occlusion. Patients appreciate having no separators or band fitting. The three-minute insertion with no prior preparation of teeth is particularly comfortable.

Are patients more susceptible to decay?

The DCE reduces susceptibility to decay compared with any other expander design. The modified glass ionomer cement seals the enamel 100%, so teeth are completely protected.

Is gingival inflammation a problem?

The anatomical contour allows for ideal plaque removal. With proper brushing and daily mouthwash the gingival remains healthy and normal.



3 Visits. 3 Steps. 3 Months.

1. Impression

At the initial visit, an alginate impression is taken.

2. Placement

A non-etch, no-isolation-required, cementation technique allows for moist field placement in 3 minutes.

3. Removal

Flexible cementation caps gently lift off buccal surfaces. The DeLuke Contoured Expander (DCE) is removed with effort similar to removing braces.

- **Correct Anatomical Contour**
leaves patients less susceptible to decay while maintaining healthy gingival.
- **Uniform thickness of Cementation**
caps minimally alters patient's occlusion.
- **Full Enamel Coverage**
(100% surface area retention) provides maximum torque control and root parallel expansion, facilitating true orthopedic sutural expansion.
- **Multiple Expander Options**
can be incorporated with various size palatal screws, including “V” and spring types.



Contact Daryl Mathias for
more information or questions

1-800-734-7855
www.accutechortho.com

Conceal

Invisible Retainer Solution



The **Conceal Invisible Retainer System (CIRS)** delivers quality, consistency and value. The system can be used to replace an old retainer, lost retainer, and used for same day retainer placement during take down (Conceal Plus).

You choose how many retainers to purchase based upon the patients budget. We will return to your office the quantity of CIRS appliances ordered along with the printed 3d model.



In order to decrease the cost of this service, if the patient should lose their retainer within 5 years you simply have to send a new Rx to Accutech and we will retrieve the scans from our database for up to 5 years* and send back to you the number of CIRS appliances requested. This eliminates another impression or scanning appointment thus increasing your return on your purchase.

With Conceal Plus we can add features such as minor tooth movement **, anterior pontics, bonded lingual retainer (QuickBond BLR), and bracket removal.



Anterior Pontics



Digital Bracket Removal



QuickBond BLR

Conceal Invisible Retainer Programs

	Single Arch***	Dual Arch***
Conceal with 2 Retainers	\$59.00	\$118.00
Conceal with 3 Retainers	\$79.00	\$158.00
Conceal with 4 Retainers	\$98.00	\$196.00

Conceal Plus

		Fee***
Anterior correction**	per arch	\$15.00
Anterior Pontics	per tooth	\$15.65
Bonded lingual Retainer	per arch	\$49.95
Bracket removal	per arch	\$5.00



I have been using Accutech's Invisible Retainer system for over 2 years. The fit and value of their product is excellent and much more affordable in comparison with Invisalign retainers - and the turnaround time is extraordinarily quick!



- Dr. Richard Villa, Richmond, VA

*Due to the fact that Accutech does not have control over patient compliance we cannot guarantee the fit of any reorder of Conceal or Conceal Plus. We recommend the patient should be notified of this before any reorder.

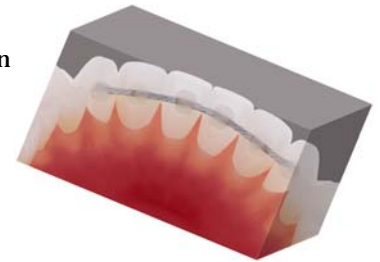
** Tooth movement built into Conceal Plus is limited to .025 mm. If greater movement is necessary to achieve ideal alignment we will call your office to recommend an appropriate appliance to achieve your goals.

***Fees for services subject to change without notice.



Visit our website to see instructions on two different delivery techniques.

accutechortho.com



QuickBond BLR (Bonded Lingual Retainer)

Patients are now demanding retention that is invisible. One solution is the Bonded Lingual Retainer. These appliances are designed for ease, accuracy, and durability. If you are currently using the direct bonding method to place fixed bonded lingual retainers our 2 tray indirect bonding system takes the headaches out of the bonding process. The system allows for proper placement without the worry of floss or accidental wire activation during insertion.

Each BLR can be customized to your specifications:

Cuspid to Cuspid

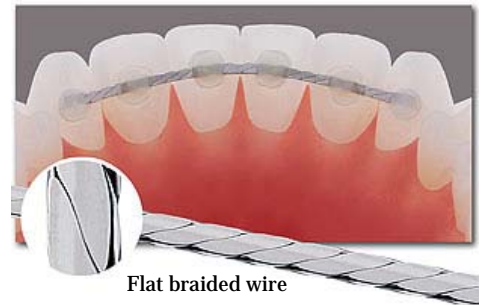
Lateral to Lateral

Central to Central

We stock several types of the most popular wires:

Flat braided wire: .010 (depth) x .028 (width)

The profile of this wire allows for excellent adaption in difficult cases where other wire may have occlusal interferences. (Appliance and wire pictured above)



Flat braided wire

Round Wilcock wire .018

As mentioned in JCO INTERVIEWS

with Arthur J. Wilcock, Jr., on Orthodontic Wires VOLUME 22 :

Items you need to send Accutech:

For a Mandibular BLR

Mandibular model or impression only

For a Maxillary BLR

Maxillary model or impression

Mandibular model or impression

Wax bite

Dual Tray Delivery System



Note: You may take the impression(s) by removing the arch wire and blocking out the brackets with rope wax. When blocking out please make sure to leave a least 2mm of the facial incisal edge clear of wax.

7 Business days Turn-Around Time

1.800.734.7855

accutechortho.com



Introducing the virtually unbreakable ClearBow from Accutech Orthodontic Laboratory, Inc.! It has a new aesthetic labial bow that exceeds the durability, versatility, and efficiency of any other type of steel or aesthetic labial wire. The ClearBow is adjustable with 3-prong pliers, BPA free, gentle on tooth enamel, and anatomically designed for optimum tooth contact. It is the clear alternative for superior and more durable orthodontic appliances.



Aesthetic

Adjustable

Guaranteed*

- **Superior aesthetics** - Encourages patient compliance
- **Optimum tooth contact** - Superior retention
- **Virtually unbreakable** - More durable retainer
- **Free from BPA** - Health Conscious
- **Gentle on tooth enamel** - No scratching of the teeth
- **Versatile** - More effective and aesthetic orthodontic appliances



Available in two different designs!



Maxillary & Mandibular Wraparound



Maxillary & Mandibular SLB (Soldered Labial Bow)



*The plastic strap on the ClearBow assembly is guaranteed not to break or detach when the orthodontic appliance is used under normal conditions specified by the doctor.
**Beverages and food do not stain the ClearBow. It is important to properly clean the ClearBow on a regular basis. Visit clearbow.com for cleaning instructions.

On Time Every Time Delivery Guarantee!

1.800.734.7855

accutechortho.com



Tremont Appliance

The Tremont Cantilever Wrap Around Appliance

The Cantilever Wrap Around Appliance is ideal for maxillary retention with a well-finished occlusion that includes the second molars. The cantilever arm provides exceptional support to the labial bow and eliminates the need for interproximal support wires.



There is excellent stability despite no active claspings. This appliance allows complete freedom for the arches to interface. Trimming acrylic away from the palatal surfaces around the necks of the posterior teeth can allow for natural settling of the occlusion without loss of retention.

.036 wire is used for both the cantilever arm and the labial bow. The labial bow is designed in a conventional fashion while contouring it gingivally around the first and second molars and in the embrasure. It is not necessary to engage any tooth undercuts.

The cantilever arm is designed to lay adjacent to but not touch the gingiva. It does not impinge on the buccal mucosa. To provide support to the labial bow, the cantilever arm is approximately 3 mm superior and parallel to the bow. It extends to the middle of the first bicuspid and turns under where it is soldered to the labial bow. The labial bow and cantilever arm contact each other distal to the second molar.



A slight squeeze with three-prong pliers to the cantilever arm can adjust the labial bow up or down to accommodate any sliding tendency on the incisors.

The labial bow can be pinched in at the embrasure between the first and second molars in the few instances when additional retention is needed.



For additional retention, acrylic can be added to the anterior section of the labial bow.

Free Shipping to and from Your Office

1.800.734.7855

accutechortho.com



Fixed Removables



Visit our web site to learn how to clinically seat and secure the Freedom-Lock RPE-

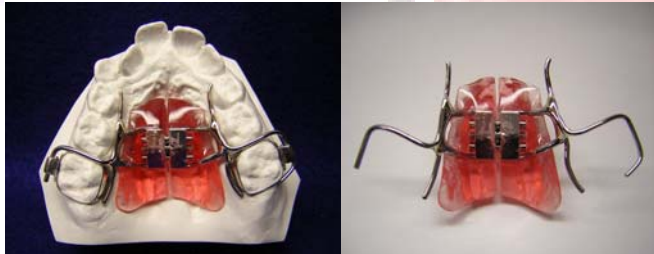
You can read the PDF "Orthodontic Products" article by Dr. David Sanders, DDS on his continued success using the Freedom-Lock HAAS Expander design.

Accutech invented and offers the Freedom-Lock RPE Appliance System™. Freedom-Lock is a system that can be integrated into multiple types of appliances. It is a design advancement that delivers a rigid and secure appliance for the patient, while providing the clinical advantage of a quick and easy removal or reinsertion at any time during treatment.

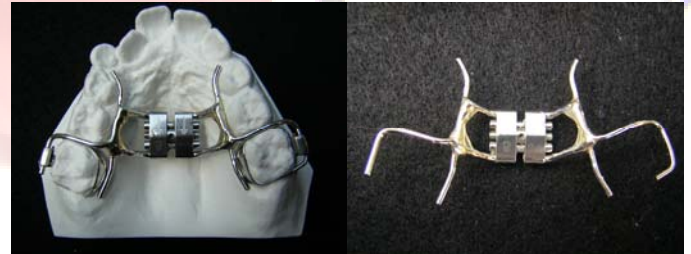
Its hinge mechanism on one side, combined with the custom designed "flat" locking clasp on the opposite side, provides a snap tight lock for insertion and easy release flexibility for a quick and clean removal.

The Freedom-Lock RPE delivers superior expansion - it pushes from the lingual and pulls from the buccal, simultaneously. The appliance comes out and the bands stay on the teeth, therefore adjustments and modifications can be made easily out of the mouth.

A larger screw can be added with no relapse or new bands. Sore spots can be relieved before they're a problem and hygiene is greatly improved. Once expansion is complete, the appliance is removed and the bands stay in for continued treatment yielding a reduction in chair time and band usage.



Freedom-Lock RPE w/ Acrylic Pads

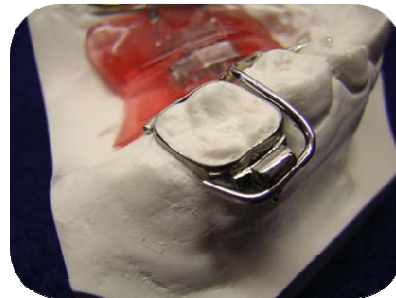


Freedom-Lock Standard RPE



Hinge Mechanism

Fills the buccal tube with a snug fit but slides in and out easily and locks in by design. It has a gentle curve that crosses the occlusal surface.



Freedom-Lock Mechanism

The custom designed "flat" locking clasp is paramount to the retention of this appliance system.



Typical results using the Freedom-Lock RPE system

1.800.734.7855

accutechortho.com



Herbsts™



Herbsts™ are active appliances designed to permanently lengthen the mandible by holding it in an open and protruded (forward) position. This stimulates growth at its posterior end back into the direction of the joint.



HTH (Hanks Telescoping Herbst)

Dr. Stephen Hanks favored the Herbst® appliance in his treatment planning, but wished to improve upon some problem areas. He replaced the two-piece tube and rod assembly with a one-piece telescoping arm which allows patients to open their mouth as wide as possible without causing the appliance to come apart. This design also eliminated the problem of painful ulcers caused by the rod rubbing against the superior aspect of the mandible. Dr. Hanks also replaced the traditional style pivots with a ball and socket joint which allows the patients a much greater range of lateral motion.



When the cantilever design is being utilized, the Hanks Telescoping Herbst® utilizes an accessory that features a one-piece cantilever arm with a built-in threaded end. This eliminates the need for welding and soldering these parts in the lab.

The Hanks Herbst™ will save you chair time with fewer emergency visits because the telescoping assembly will not bind or disengage. The patented one-piece design is easy to insert and activate. They are patient friendly with no distal extensions to impinge on soft tissue. Easy insertion and adjustment leads to shorter appointments & the low profile design of the cantilever (optional) fits comfortably in the patient's mouth.

Our standard Hanks Telescoping Herbst™ comes with a upper TPA & lower Lingual Arch.

Free UPS shipping for faster service.

Receive your Herbst™ back in only 7 business days.

Our Herbst™ delivery time is backed by our "On Time Every Time or It's Free Guarantee."

We have over 35 years of experience fabricating Herbst™ appliances.

We can modify our standard Herbst to your preferences or you may custom design your own.

Herbst® is a registered trademark of Dentaaurum, Inc.

On Time Every Time Delivery Guarantee!

1.800.734.7855

accutechortho.com



3345 Bridge Road, Ste 904
Suffolk, VA 23435
Local: 757-488-1919
Toll Free: 1-800-734-7855
Fax: 757-488-7340

12617 Wilfong Drive
Midlothian, VA 23112
Local: 804-378-3728
Toll Free: 1-800-413-4522
Fax: 804-794-2087

www.accutechortho.com